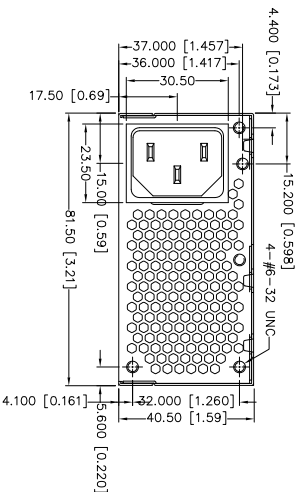
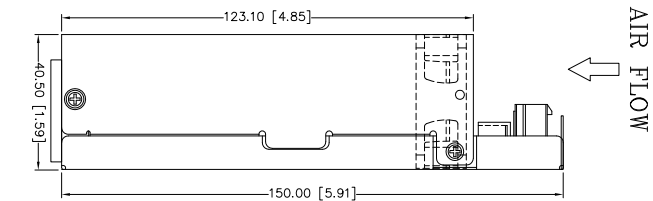
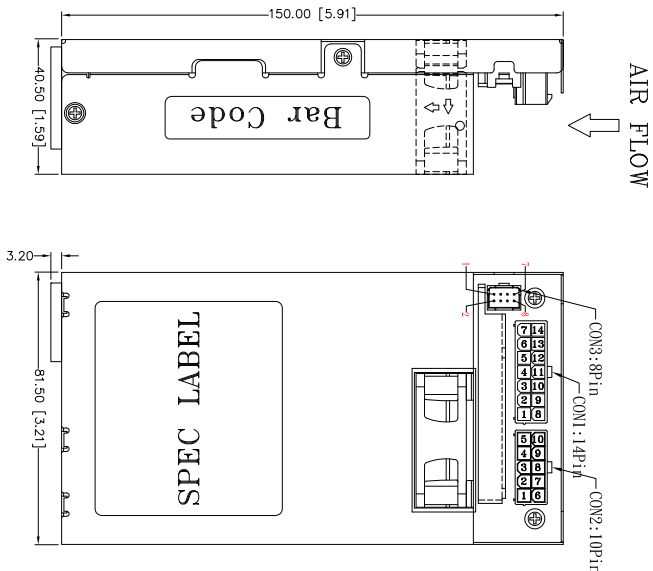
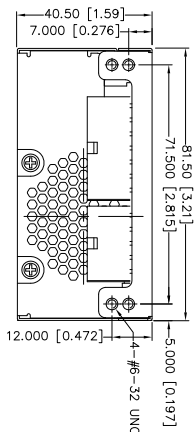


3 增加束線帶

NOTE:

1. ALL THE LENGTH OF OUTPUT WIRES EXCLUDE HOUSING.
2. 所有膠殼均需使用黑色膠殼(CON3及其對應8Pin膠殼除外).
3. 公差: .XX=±0.5 [0.02]、.XXX=±0.25 [0.01]

UNIT:mm [inch]



REF. ID.	PIN NO.	SIGNAL	WIRE COLOR	Gauge	CONNECTOR TYPE	CABLE LENGTH				
P1	1	+3.3V	ORANGE	20	WST	200±15mm				
	2	+3.3V	ORANGE	20	P20-142002Z-B or BQIUV.					
	3	COM	BLACK	20						
	4	+5V	RBD	20						
	5	COM	BLACK	20						
	6	+5V	RBD	20						
	7	COM	BLACK	20						
	8	PW-OK	GRAY	24						
	9	+5Vsb	PURPLE	24						
	10	+12V	YELLOW	20						
P2	1	+3.3V	ORANGE	20						
	2	COM	BLACK	20						
	3	+12V	YELLOW	20						
	4	+12V	YELLOW	20						
	PA	1	+12V	YELLOW	20	WST	310±15mm			
		2	COM	BLACK	20	P4-171822-4 or BQIUV.				
		3	COM	BLACK	20					
		4	+5V	RBD	20					
		PB	1	+5V	RBD	20		AMP	155±10mm	
			2	COM	BLACK	20		2-171822-4 or BQIUV.		
3			COM	BLACK	20					
4			+12V	YELLOW	20					
PC			1	+3.3V	ORANGE	20		WST		310±15mm
			2	COM	BLACK	20		P6-17218 or BQIUV.		
	3		+5V	RBD	20					
	4		COM	BLACK	20					
	5		+12V	YELLOW	20					
	PD		1	+3.3V	ORANGE	20	WST	155±10mm		
		2	COM	BLACK	20	P6-17218 or BQIUV.				
		3	+5V	RBD	20					
		4	COM	BLACK	20					
		5	+12V	YELLOW	20					

P/N.:9PA1805700

MODEL NO. : FSP180-50FGNBI(M)(STD0001)	TITLE: ASSY	SHEET: 1 OF 1	REV:03
R&D(2)	PE	DRAWN	DATE
INTERIOR COUNTERSIGN:		黃淑芳	OCT.19.2018